



Matthew G. Bevin
Governor

**COMMONWEALTH OF KENTUCKY
TRANSPORTATION CABINET**
Frankfort, Kentucky 40622
www.transportation.ky.gov/

Greg Thomas
Secretary

September 10, 2019

CALL NO. 327
CONTRACT ID NO. 192313
ADDENDUM # 1

Subject: WARREN COUNTY, FD05 114 0234 007-013
Letting September 20, 2019

(1) Revised - Planning Loop Detail Sheets - Pages 37-38 of 101

Proposal revisions are available at <http://transportation.ky.gov/Construction-Procurement/>.

If you have any questions, please contact us at 502-564-3500.

Sincerely,

A handwritten signature in cursive script that reads "Rachel Mills".

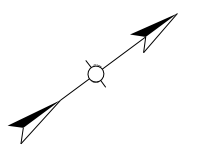
Rachel Mills, P.E.
Director
Division of Construction Procurement

RM:mr
Enclosures



An Equal Opportunity Employer M/F/D

WARREN CO. KY 234 ~m.p. 10.55
 ~LAT/LONG N 36.978933, W 86.392927
 STATION B03



SITE LOCATION IS APPROXIMATE AND WILL BE DETERMINED IN THE FIELD AND APPROVED BY DIVISION OF PLANNING PERSONNEL PRIOR TO ANY CONSTRUCTION.

ALL LOOPS SHALL BE 6'X6' SQUARE AND SHALL BE INSTALLED 16' FROM LEADING EDGE TO LEADING EDGE AS SHOWN. PIEZOELECTRIC SENSORS (PIEZOS) SHALL BE INSTALLED 5' FROM THE EDGE OF LOOPS WITH THE EDGE OF EACH PIEZO FLUSH WITH THE EDGE OF THE CORRESPONDING DRIVING LANE. LOOPS AND PIEZOS SHALL BE INSTALLED SPlice-FREE TO THE CABINET AND A MINIMUM OF 2' OF WIRE FOR EACH SENSOR SHALL BE COILED AND LABELED INSIDE EACH JUNCTION BOX AND CABINET. DIVISION OF PLANNING PERSONNEL WILL CONNECT THE LOOPS AND PIEZOS INSIDE THE CABINETS.

INSTALL TWO (2) TYPE A JUNCTION BOXES (JB A1, JB A2).

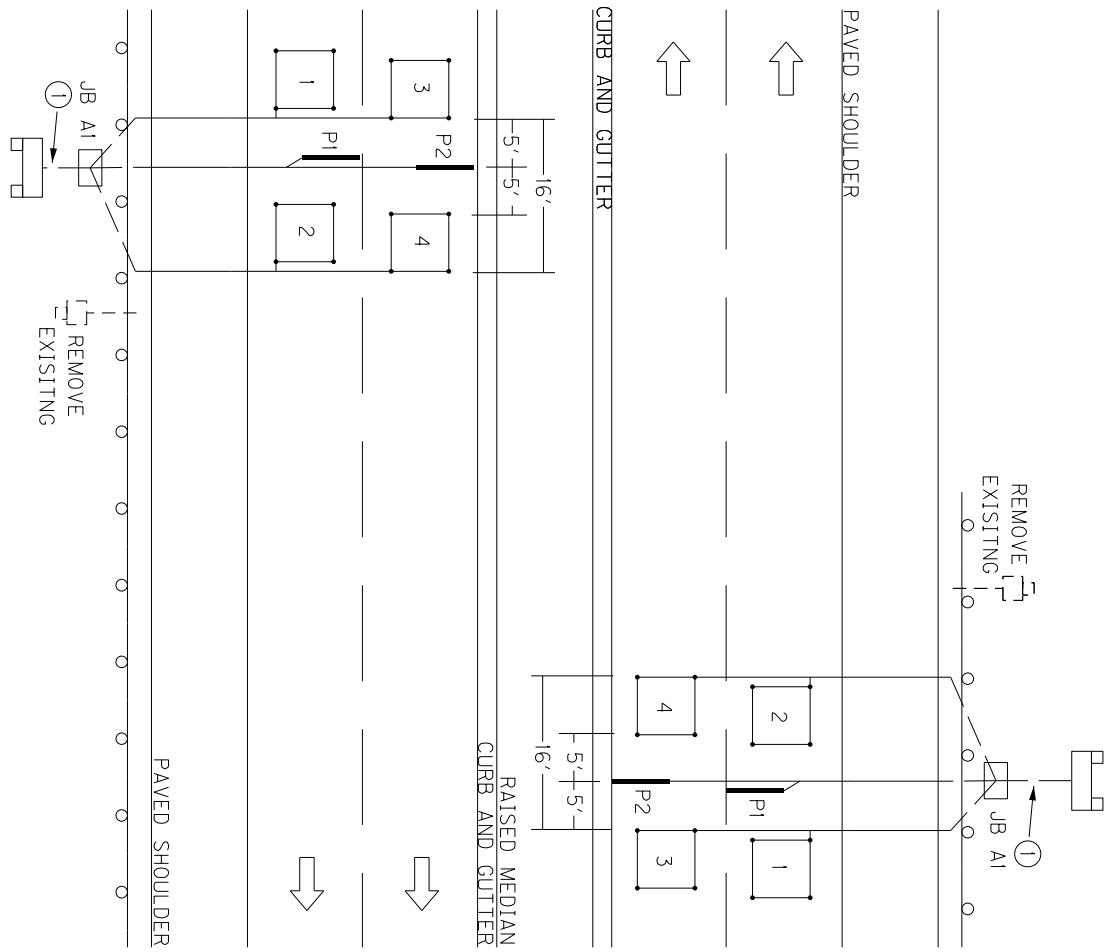
INSTALL ONE (1) 1 1/4" CONDUIT FROM EACH SAW SLOT TO JUNCTION BOX.

INSTALL TWO (2) 20"x20"x8" CABINETS MOUNTED TO TWO (2) WOOD POSTS EACH.

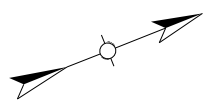
REMOVE EX. CABINET, POSTS, WIRE, JUNCTION BOX AND CONDUIT AND DISPOSE OF OFF THE PROJECT.

CODED NOTE:

① INSTALL ONE (1) 2" CONDUIT.



WARREN CO. KY 234 ~m.p. 11.97
~LAT/LONG N 36.989901, W 86.414036
STATION A59



SITE LOCATION IS APPROXIMATE AND WILL BE DETERMINED IN THE FIELD AND APPROVED BY DIVISION OF PLANNING PERSONNEL PRIOR TO ANY CONSTRUCTION.

INSTALL ONE (1) 10"x8"x4" BOX ON ONE (1) WOOD POST.

ALL LOOPS SHALL BE 6'x6' SQUARE AND SHALL BE INSTALLED SPLICE-FREE TO THE BOX. A MINIMUM OF 2' OF WIRE FOR EACH SENSOR SHALL BE COILED AND LABELED INSIDE THE BOX. DIVISION OF PLANNING PERSONNEL WILL CONNECT THE LOOPS AND PIEZOS INSIDE THE BOX.

INSTALL ONE (1) 1 1/4" CONDUIT FROM SAW SLOT TO BOX.

REMOVE EX. 10"x8"x4" BOX AND CONDUIT AND DISPOSE OF OFF THE PROJECT.

